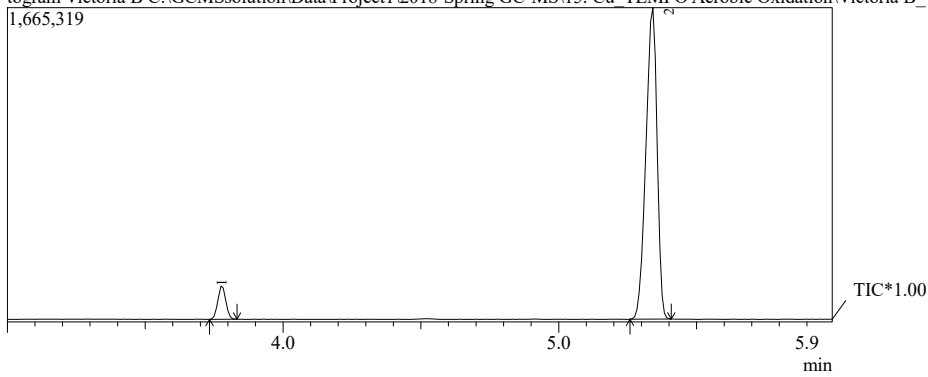


Sample Information

Victoria B 7 C:\GCMSsolution\Data\Project1\2018-Spring GC-MS\15. Cu_TEMPO Aerobic Oxidation\CuOxidation130_b_d.qgm

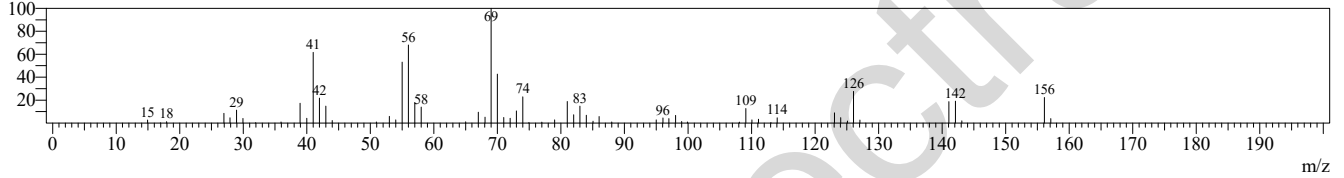
Peak Report TIC

Peak#	R.Time	Area	Area%
1	3.778	354798	7.10
2	5.339	4642189	92.90
		4996987	100.00



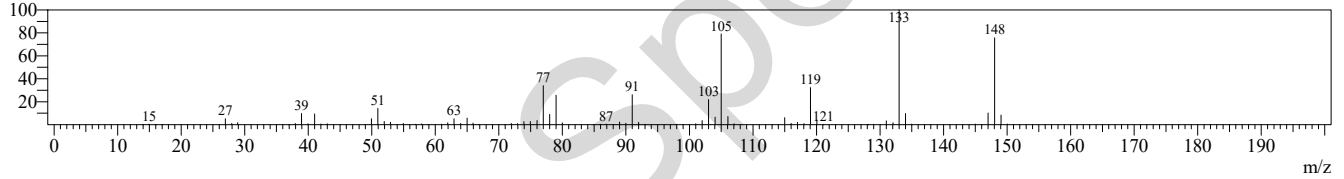
Spectrum

Peak#:1 R.Time:3.8(Scan#:94) MassPeaks:63



Spectrum

Peak#:2 R.Time:5.3(Scan#:282) MassPeaks:87



Spectrum

Spectrum

Spectrum