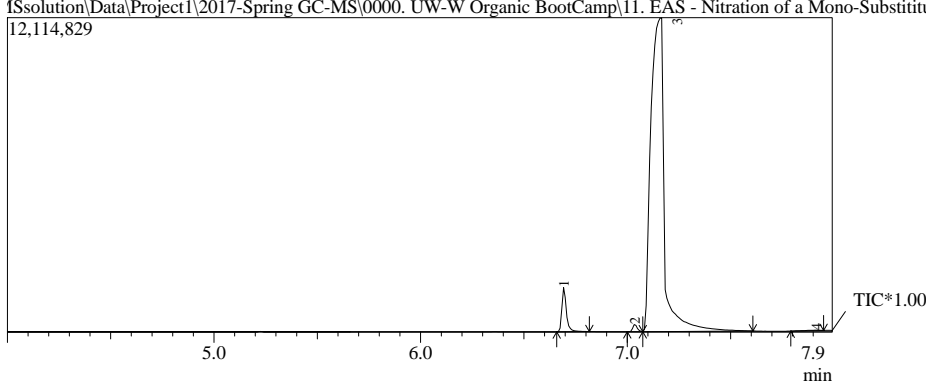


Sample Information

EAS Nitration of Methyl Benzoate Recrystallized 19 C:\GCMSsolution\Data\Project1\2017-Spring GC-MS\0000. UW-W Organic B


Peak Report TIC

Peak#	R.Time	Area	Area%
1	6.693	2625541	4.53
2	7.036	434247	0.75
3	7.163	54751254	94.56
4	7.916	89215	0.15
		57900257	100.00



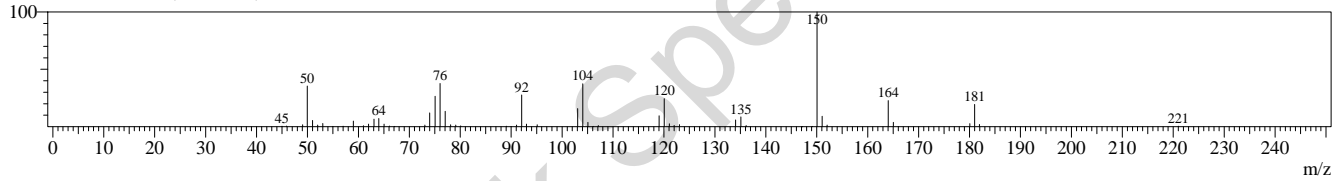
Spectrum

Peak#:1 R.Time:6.7(Scan#:324) MassPeaks:68



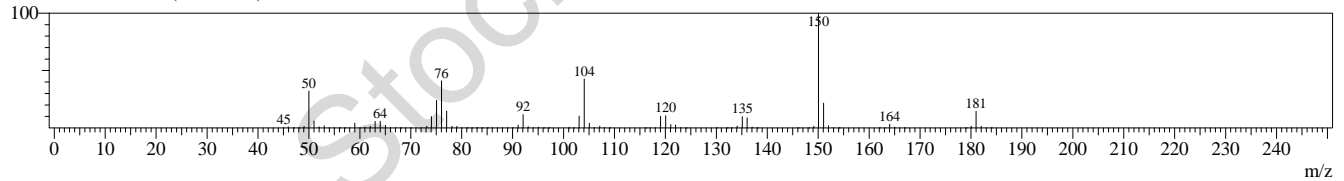
Spectrum

Peak#:2 R.Time:7.0(Scan#:365) MassPeaks:60



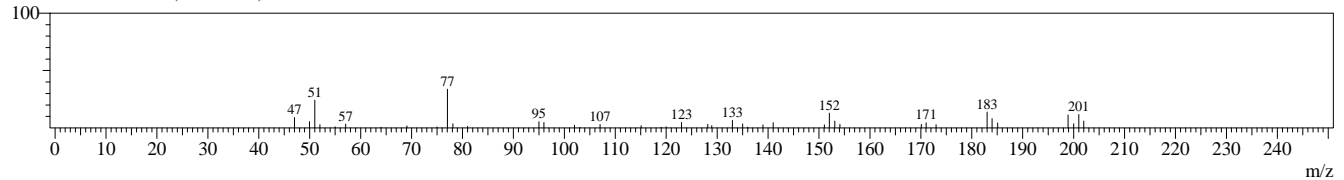
Spectrum

Peak#:3 R.Time:7.2(Scan#:380) MassPeaks:98



Spectrum

Peak#:4 R.Time:7.9(Scan#:471) MassPeaks:45



Spectrum