

Insight into Chemical Bonding from Analysis of the Wavefunction

Eric CLOT

UMR 5253 - CNRS, UM2, ENSCM, UM1

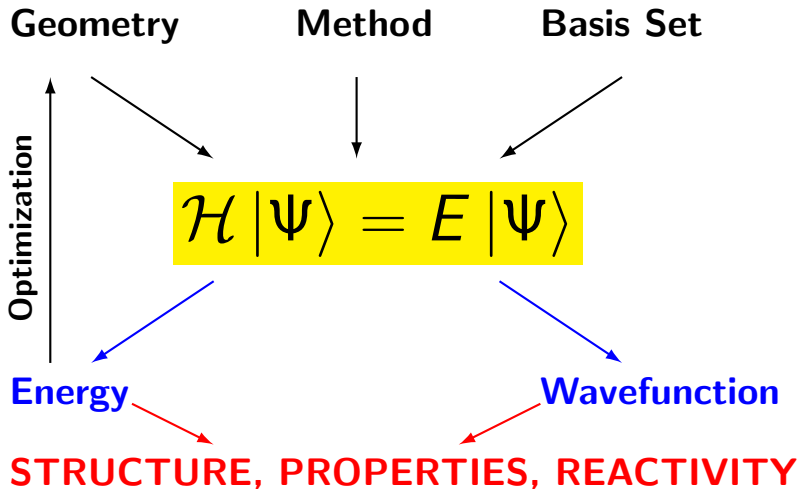


Experimental Chemists have Questions

- Where are the Nucleophilic and Electrophilic Sites in a Molecule ?
- How Strong are the Bonds within a Molecule ?
- What is the Nature of the Bonds between the Atoms ?
- Why is this Molecule more Stable than this Other ?
- How can we Describe the Interaction between two Reacting Molecules ?

They use Concepts to Rationalize the Results

- Lewis structure, Resonance, Hyperconjugation
- Electonegativity, Hybridation



Computational Chemists determine Wavefunctions

Wavefunction : Access to Density

$$\rho = \Psi^*(\vec{r})\Psi(\vec{r}) \longrightarrow \int \rho d\vec{r} = N$$

How Calculations can Answer the Experimentalists' Questions ?

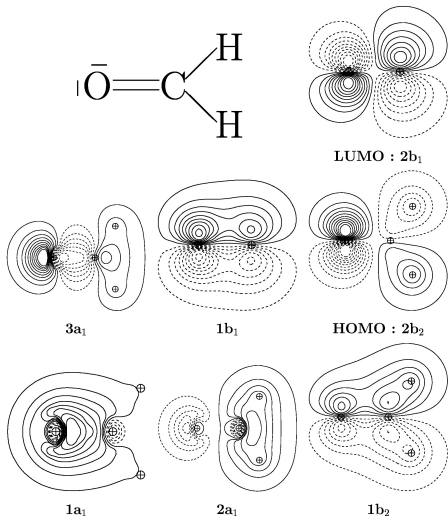
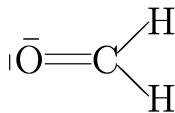
- Is it possible to Evaluate the Charge of an Atom in a Molecule ?
- Is it possible to Cast the Information contained in the Wavefunction as a Localized Lewis Structure ?
- Is it possible to Describe the Deviation from the Strictly Localized Lewis Structure ?

Molecular Orbital Theory

MO as Linear Combination of AO : $\psi_i = \sum_k c_{ik} \chi_k$

	HOMO	LUMO
C(1s)	0.00000	0.00000
C(2s)	0.00000	0.00000
C(2p _x)	0.00000	0.82121
C(2p _y)	-0.18207	0.00000
C(2p _z)	0.00000	0.00000
O(1s)	0.00000	0.00000
O(2s)	0.00000	0.00000
O(2p _x)	0.00000	-0.76719
O(2p _y)	0.86995	0.00000
O(2p _z)	0.00000	0.00000
H1(1s)	-0.35917	0.00000
H2(1s)	0.35917	0.00000

H₂CO : HF/STO-3G



Molecular Symmetry : Delocalized Description

Mulliken Population Analysis

Density expressed with the MO

$$\rho = \sum_i^{\text{occ}} 2\psi_i^* \psi_i \quad \text{with 2 electrons in occupied MO } \psi_i$$

Density expressed with the AO

$$\rho = \sum_i^{\text{occ}} 2 \left(\sum_k \sum_\ell c_{ik}^* c_{i\ell} \chi_k^* \chi_\ell \right) = \sum_k \sum_\ell \left(\sum_i^{\text{occ}} 2c_{ik}^* c_{i\ell} \right) \chi_k^* \chi_\ell$$

Number of Electrons

$$N = \sum_k \sum_\ell \left(\sum_i^{\text{occ}} 2c_{ik}^* c_{i\ell} \right) S_{k\ell} = \sum_k \sum_\ell D_{k\ell} S_{k\ell}$$

D : Density Matrix

S : Overlap Matrix

Mulliken Population Analysis

Partitioning of the Electrons between atoms **A** and **B**.

$$N = \sum_k^A \sum_l^A D_{kl} S_{kl} + \sum_k^B \sum_l^B D_{kl} S_{kl} + \sum_k^A \sum_l^B D_{kl} S_{kl} + \sum_k^B \sum_l^A D_{kl} S_{kl}$$

Gross Populations on Atoms **A** and **B**

$$P_A = \sum_k^A \sum_l^A D_{kl} S_{kl} + \sum_k^A \sum_l^B D_{kl} S_{kl}$$

$$P_B = \sum_k^B \sum_l^B D_{kl} S_{kl} + \sum_k^B \sum_l^A D_{kl} S_{kl}$$

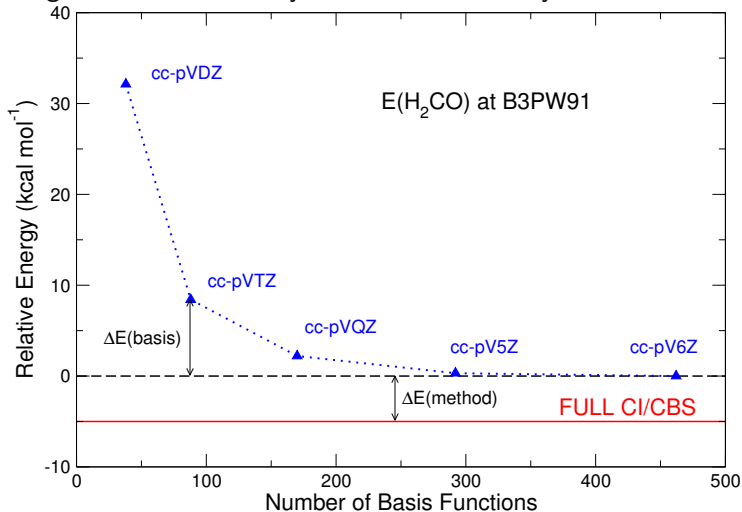
Charges on Atoms **A** and **B**

$$Q_A = Z_A - P_A$$

$$Q_B = Z_B - P_B$$

Errors in Calculations

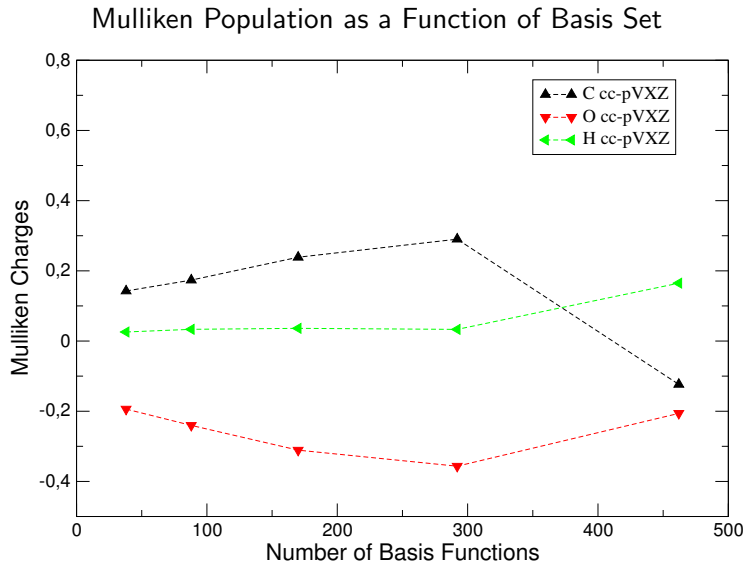
Large Basis Sets Usually Increase the Quality of the Results.



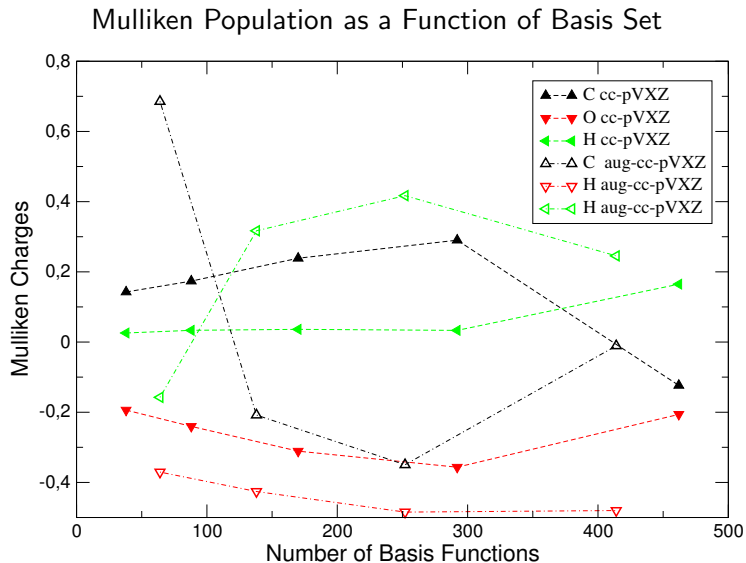
Two Potential Sources of Errors

Thom. H. Dunning Jr., *J. Phys. Chem. A* **2000**, *104*, 9062

Mulliken Population: Accuracy

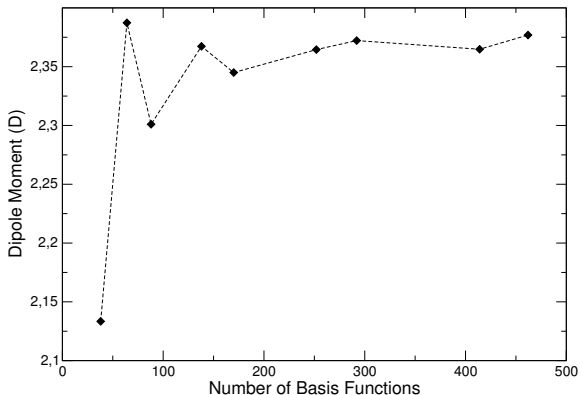


Mulliken Population: Accuracy



Influence on Dipole Moment ?

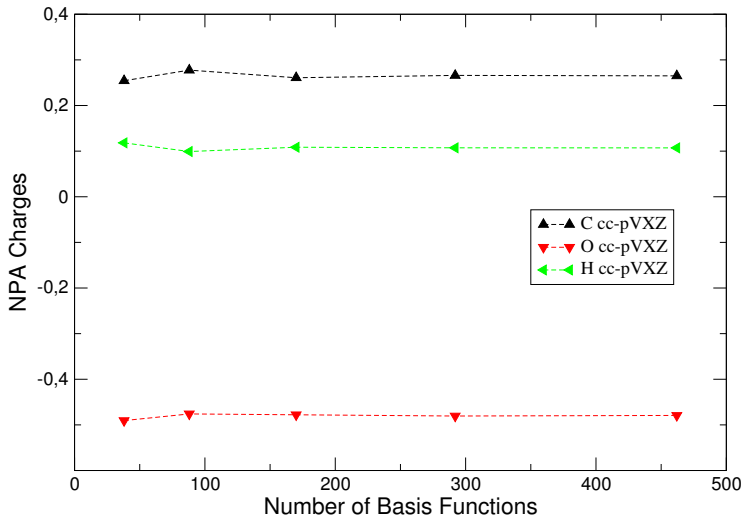
Does the Lack of Accuracy in the Charges Affect the Value of the Dipole Moment ?



$$\mu_e = \langle \Psi | -e\vec{r} | \Psi \rangle$$

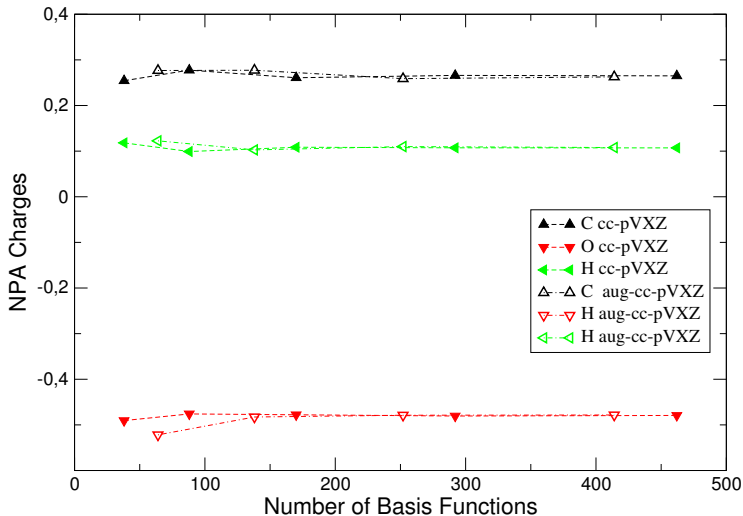
Natural Population Analysis

NPA Charges as a Function of Basis Set



Natural Population Analysis

NPA Charges as a Function of Basis Set



Use Information in Wavefunction to Build a Lewis Structure

- Electronic Configuration for the Atoms in the Molecule :

Natural Atomic Orbitals (NAO)

- Mixing of Natural Atomic Orbitals to Build Hybrids :

Natural Hybrid Orbitals (NHO)


- Covalent Bond as Overlap between Hybrids :

Natural Bond Orbitals (NBO)

- Departure From Strictly Localized Lewis Structure :

Natural Localized Molecular Orbitals (NLMO)

NBO Web Site : <http://www.chem.wisc.edu/~nbo5/>



Valency and Bonding

A Natural Bond Orbital Donor-Acceptor
Perspective

Frank Weinhold

University of Wisconsin, Madison

Clark R. Landis

University of Wisconsin, Madison

(ISBN-13: 9780521831284 — ISBN-10: 0521831288)

DOI: 10.2277/0521831288

Density Matrix and MO

Molecular Orbitals Afford Compact Expression for Density Matrix

$$\rho = \sum_i^{\text{occ}} 2\psi_i^* \psi_i$$

Density Matrix H₂CO HF/STO-3G

MO	1	2	3	4	5	6	7	8	9	10	11	12
1	2	0	0	0	0	0	0	0	0	0	0	0
2	0	2	0	0	0	0	0	0	0	0	0	0
3	0	0	2	0	0	0	0	0	0	0	0	0
4	0	0	0	2	0	0	0	0	0	0	0	0
5	0	0	0	0	2	0	0	0	0	0	0	0
6	0	0	0	0	0	2	0	0	0	0	0	0
7	0	0	0	0	0	0	2	0	0	0	0	0
8	0	0	0	0	0	0	0	0	0	0	0	0
9	0	0	0	0	0	0	0	0	0	0	0	0
10	0	0	0	0	0	0	0	0	0	0	0	0
11	0	0	0	0	0	0	0	0	0	0	0	0
12	0	0	0	0	0	0	0	0	0	0	0	0

MO are Natural Orbitals for the HF Density Matrix

Density Matrix and AO

Density Matrix Easily Expressed with AO :

$$D_{kl} = \sum_i^{occ} 2c_{ik}^* c_{il}$$

AO	C(s)	C(s)	C(px)	C(py)	C(pz)	O(s)	O(s)	O(px)
C(s)	1.9996	0.5050	0.0000	0.0000	0.0011	0.0001	0.0704	0.0000
C(s)	0.5050	1.8233	0.0000	0.0000	-0.0593	0.0696	0.7516	0.0000
C(px)	0.0000	0.0000	1.1259	0.0000	0.0000	0.0000	0.0000	1.2052
C(py)	0.0000	0.0000	0.0000	1.6349	0.0000	0.0000	0.0000	0.0000
C(pz)	0.0011	-0.0593	0.0000	0.0000	1.5834	0.1166	0.9404	0.0000
O(s)	0.0001	0.0696	0.0000	0.0000	0.1166	1.9999	0.4746	0.0000
O(s)	0.0704	0.7516	0.0000	0.0000	0.9404	0.4746	1.9890	0.0000
O(px)	0.0000	0.0000	1.2052	0.0000	0.0000	0.0000	0.0000	1.2900
O(py)	0.0000	0.0000	0.0000	0.5363	0.0000	0.0000	0.0000	0.0000
O(pz)	-0.1137	-0.7984	0.0000	0.0000	-0.8885	-0.0056	0.0522	0.0000
H1(s)	0.1137	1.1140	0.0000	1.0160	-0.6462	0.0095	0.1413	0.0000
H2(s)	0.1137	1.1140	0.0000	-1.0160	-0.6462	0.0095	0.1413	0.0000

AO	O(py)	O(pz)	H1(s)	H2(s)
C(s)	0.0000	-0.1137	0.1137	0.1137
C(s)	0.0000	-0.7984	1.1140	1.1140
C(px)	0.0000	0.0000	0.0000	0.0000
C(py)	0.5363	0.0000	1.0160	-1.0160
C(pz)	0.0000	-0.8885	-0.6462	-0.6462
O(s)	0.0000	-0.0056	0.0095	0.0095
O(s)	0.0000	0.0522	0.1413	0.1413
O(px)	0.0000	0.0000	0.0000	0.0000
O(py)	1.9613	0.0000	-0.0053	0.0053
O(pz)	0.0000	1.7492	-0.1121	-0.1121
H1(s)	-0.0053	-0.1121	1.6320	0.2407
H2(s)	0.0053	-0.1121	0.2407	1.6320

Why Switching to an Apparently More Complicated Description ?

Obtaining Natural Atomic Orbital

Natural Orbitals are Eigenvectors of the First Order Density Matrix with Associated Occupation Numbers (Lowdin).

HF/STO-3G Density Matrix for s Subshell

AO	C(s)	C(s)	O(s)	O(s)	H1(s)	H2(s)
C(s)	1.9996	0.5050	0.0001	0.0704	0.1137	0.1137
C(s)	0.5050	1.8233	0.0696	0.7516	1.1140	1.1140
O(s)	0.0001	0.0696	1.9999	0.4746	0.0095	0.0095
O(s)	0.0704	0.7516	0.4746	1.9890	0.1413	0.1413
H1(s)	0.1137	1.1140	0.0095	0.1413	1.6320	0.2407
H2(s)	0.1137	1.1140	0.0095	0.1413	0.2407	1.6320

Natural Orbitals for Atomic Sub-Blocks: PNAO

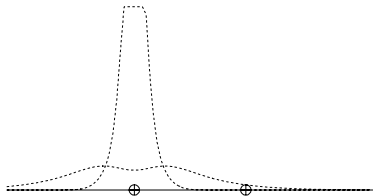
PNAO	C(s)	C(s)	O(s)	O(s)	H1(s)	H2(s)
C(s)	2.0000	0.0000	0.0140	0.1054	0.1635	0.1635
C(s)	0.0000	1.8069	0.1472	0.7476	1.1147	1.1147
O(s)	0.0140	0.1472	2.0000	0.0000	0.0238	0.0238
O(s)	0.1054	0.7476	0.0000	1.9876	0.1415	0.1415
H1(s)	0.1635	1.1147	0.0238	0.1415	1.6320	0.2407
H2(s)	0.1635	1.1147	0.0238	0.1415	0.2407	1.6320

PNAO Use Information to Build Free Atom-Like Orbitals

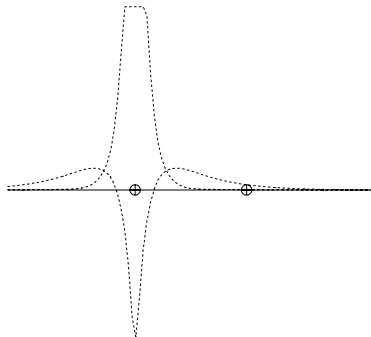
Shape of the PNAO

PNAO Introduce Orthogonality between AO on Each Atom

STO-3G Basis



PNAO

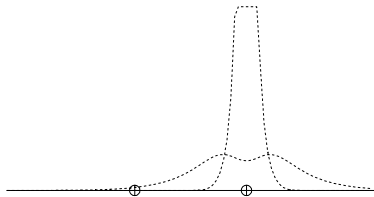


**AO s on Carbon AO s on Oxygen
Overlap between PNAO on O and C**

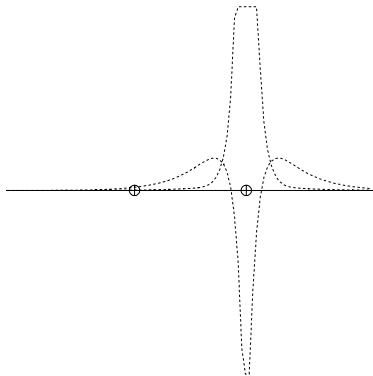
Shape of the PNAO

PNAO Introduce Orthogonality between AO on Each Atom

STO-3G Basis



PNAO



**AO s on Carbon AO s on Oxygen
Overlap between PNAO on O and C**

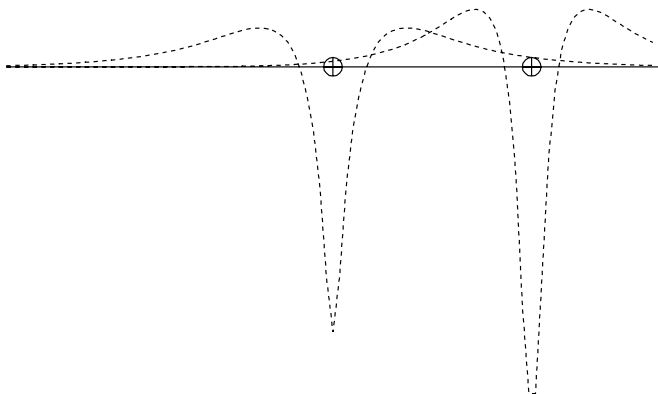
Shape of the PNAO

PNAO Introduce Orthogonality between AO on Each Atom

STO-3G Basis

PNAO

**AO s on Carbon AO s on Oxygen
Overlap between PNAO on O and C**

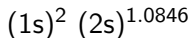


Natural Atomic Orbitals are Obtained by
Occupancy Weighted Symmetric Orthogonalization.

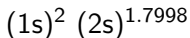
NAO	C(s)	C(s)	O(s)	O(s)	H1(s)	H2(s)
C(s)	2.0000	0.0000	0.0000	0.0005	-0.0006	-0.0006
C(s)	0.0000	1.0846	-0.0025	0.2565	0.5715	0.5715
O(s)	0.0000	-0.0025	2.0000	0.0000	0.0024	0.0024
O(s)	0.0005	0.2565	0.0000	1.7998	-0.0009	-0.0009
H1(s)	-0.0006	0.5715	0.0024	-0.0009	0.9898	-0.0986
H2(s)	-0.0006	0.5715	0.0024	-0.0009	-0.986	0.9898

Occupation Numbers

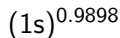
Carbon



Oxygen



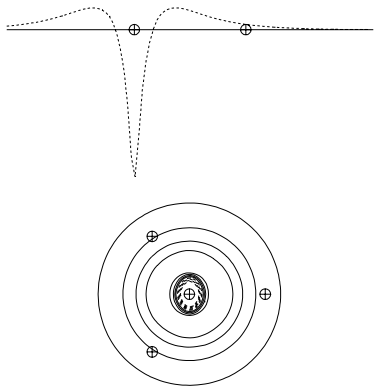
Hydrogen



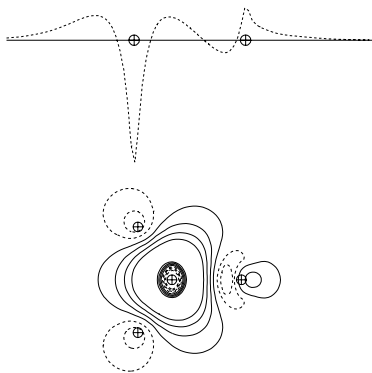
Shape of NAO

The NAO have Orthogonalization Tails Because the Atom is not Free but in a Molecule.

PNAO 2s on Carbon



NAO 2s on Carbon



Natural Populations

Procedure for Each ℓ Subshell Yields NAO

NATURAL POPULATIONS: Natural atomic orbital occupancies

NAO	Atom	No	lang	Type(AO)	Occupancy	Energy
1	C	1	s	Cor(1s)	2.00000	-11.05961
2	C	1	s	Val(2s)	1.08465	-0.26151
3	C	1	px	Val(2p)	0.90133	-0.04488
4	C	1	py	Val(2p)	0.99303	0.07028
5	C	1	pz	Val(2p)	0.85395	0.14722
6	O	2	s	Cor(1s)	1.99999	-20.15600
7	O	2	s	Val(2s)	1.79984	-1.09032
8	O	2	px	Val(2p)	1.09867	-0.11643
9	O	2	py	Val(2p)	1.91859	-0.38125
10	O	2	pz	Val(2p)	1.37031	-0.15386
11	H	3	s	Val(1s)	0.98982	0.02246
12	H	4	s	Val(1s)	0.98982	0.02246

Effective Electron Configuration

Partitioning the NAO Space

The NPA Procedure Allows to Find the Linear Combinations of the Basis Set Functions that are Adapted to Describe the **Core** and **Valence** Electrons within a **Molecular Environment**.

- Atom: **Core** **Valence** Rydberg
- C: $(1s)^2 (2s)^2 (2p)^2 (3s)^0 (3p)^0 (3d)^0$
- O: $(1s)^2 (2s)^2 (2p)^4 (3s)^0 (3p)^0 (3d)^0$
- H: $(1s)^1 (2s)^0 (2p)^0$

Core + Valence = Minimal Basis Set

Natural Electron Configuration

Summary of Natural Population Analysis:

Atom No	Natural Charge	Natural Population			
		Core	Valence	Rydberg	Total
C 1	0.16705	2.00000	3.83295	0.00000	5.83295
O 2	-0.18741	1.99999	6.18742	0.00000	8.18741
H 3	0.01018	0.00000	0.98982	0.00000	0.98982
H 4	0.01018	0.00000	0.98982	0.00000	0.98982
* Total *	0.00000	3.99999	12.00001	0.00000	16.00000

Natural Population

Core	3.99999 (99.9997% of 4)
Valence	12.00001 (100.0001% of 12)
Natural Minimal Basis	16.00000 (100.0000% of 16)
Natural Rydberg Basis	0.00000 (0.0000% of 16)

Atom No	Natural Electron Configuration
C 1	[core]2s(1.08)2p(2.75)
O 2	[core]2s(1.80)2p(4.39)
H 3	1s(0.99)
H 4	1s(0.99)

Natural Charge : No Arbitrary Partitioning

Maximum of Density in Linear Combination of Basis Functions Most Adapted to Represent the Core and Valence Electrons : **Highly Transferable**

Summary of Natural Population Analysis:

Atom No	Natural Charge	Natural Population			
		Core	Valence	Rydberg	Total
C 1	0.21141	1.99960	3.76022	0.02876	5.78859
O 2	-0.49216	1.99974	6.47229	0.02013	8.49216
H 3	0.14038	0.00000	0.85538	0.00424	0.85962
H 4	0.14038	0.00000	0.85538	0.00424	0.85962
* Total *	0.00000	3.99934	11.94328	0.05738	16.00000

Natural Population	
Core	3.99934 (99.9835% of 4)
Valence	11.94328 (99.5273% of 12)
Natural Minimal Basis	15.94262 (99.6414% of 16)
Natural Rydberg Basis	0.05738 (0.3586% of 16)

Lewis Structure are Build with Valence Electrons

Constructing Natural Bond Orbitals

Off-Diagonal Elements of the Density Matrix in the NAO Basis Set Describe the Magnitude of the **Interaction** between NAOs Centered on **Different Atoms**.

	NAO	1	2	3	4	5
1.	C 1(1s)	2.0000	0.0000	0.0000	0.0000	-0.0013
2.	C 1(2s)	0.0000	1.0846	0.0000	0.0000	-0.1091
3.	C 1(2px)	0.0000	0.0000	0.9013	0.0000	0.0000
4.	C 1(2py)	0.0000	0.0000	0.0000	0.9930	0.0000
5.	C 1(2pz)	-0.0013	-0.1091	0.0000	0.0000	0.8540
6.	O 2(1s)	0.0000	-0.0025	0.0000	0.0000	0.0017
7.	O 2(2s)	0.0005	0.2565	0.0000	0.0000	0.4119
8.	O 2(2px)	0.0000	0.0000	0.9951	0.0000	0.0000
9.	O 2(2py)	0.0000	0.0000	0.0000	0.2863	0.0000
10.	O 2(2pz)	-0.0007	-0.5117	0.0000	0.0000	-0.6850
11.	H 3(1s)	-0.0006	0.5715	0.0000	0.6775	-0.4049
12.	H 4(1s)	-0.0006	0.5715	0.0000	-0.6775	-0.4049

Coupling

{C(2s),C(2pz)} {O(2s),O(2pz)}

H(1s)

C(2px)

O(2px)

C(2py)

O(2py)

H(1s)

Mixing NAOs: Hybrid Orbitals!

$$h_C = 0.5862s + 0.8101pz \text{ and } h_O = 0.4902s - 0.8716pz$$

How Are the Coefficients Determined ?

Lewis Structure

Driving Force : Cancellation of Off-Diagonal Terms

Consequences : Localization of Electron Pairs in Bonding Orbitals (**BD**) or Lone Pairs (**LP**)

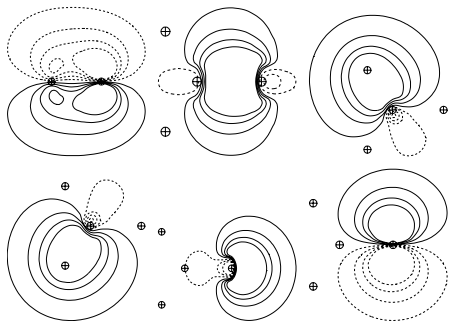
$$\sigma_{CO} = 0.6436h_C + 0.7653h_O$$

$$\pi_{CO} = 0.6714p_{x_C} + 0.7412p_{x_O}$$

$$\sigma_{CH} = 0.7180h'_C + 0.6959s_H$$

$$LP_O = 0.8716s_O + 0.4902p_{z_O}$$

$$LP_O = p_{y_O}$$



How Accurate is This Representation ?

Determining the NBO

The **NBO Procedure** Determines the **Connections** between Atoms that Maximize the Number of **Localized Orbitals** (BD or LP) with **Occupancy** as Close to **2** as Possible.

NATURAL BOND ORBITAL ANALYSIS:

Cycle	Occ. Thresh.	Occupancies		Lewis Structure				Low	High	Dev
		Lewis	Non-Lewis	CR	BD	3C	LP	occ (L)	occ (NL)	
1(1)	1.90	15.36324	0.63676	2	5	0	1	2	1	0.06
2(2)	1.90	15.36324	0.63676	2	5	0	1	2	1	0.06
3(1)	1.80	15.86241	0.13759	2	4	0	2	0	0	0.06

Structure accepted: No low occupancy Lewis orbitals

Core	3.99934 (99.984% of 4)
Valence Lewis	11.86307 (98.859% of 12)
=====	
Total Lewis	15.86241 (99.140% of 16)

Valence non-Lewis	0.11332 (0.708% of 16)
Rydberg non-Lewis	0.02426 (0.152% of 16)
=====	
Total non-Lewis	0.13759 (0.860% of 16)

Expression of the NBO

(Occupancy)	Bond orbital/	Coefficients/	Hybrids
1. (1.99989)	BD (1) C	1- 0 2	
(35.49%)	0.5958* C	1 s(0.00%)p 1.00(99.77%)d 0.00(0.23%)	
		0.0000 0.0000 0.0000 0.9981 -0.0387	
		0.0000 0.0000 0.0000 0.0000 0.0000	
		0.0480 0.0000 0.0000 0.0000	
(64.51%)	0.8032* D	2 s(0.00%)p 1.00(99.69%)d 0.00(0.31%)	
		0.0000 0.0000 0.0000 0.9984 -0.0104	
		0.0000 0.0000 0.0000 0.0000 0.0000	
		-0.0555 0.0000 0.0000 0.0000	
2. (1.99980)	BD (2) C	1- 0 2	
(33.74%)	0.5808* C	1 s(32.17%)p 2.10(67.60%)d 0.01(0.23%)	
		0.0001 0.5622 0.0755 0.0000 0.0000	
		0.0000 0.0000 0.8169 0.0931 0.0000	
		0.0000 0.0000 0.0045 0.0477	
(66.26%)	0.8140* D	2 s(41.03%)p 1.43(58.58%)d 0.01(0.39%)	
		0.0000 0.6400 0.0272 0.0000 0.0000	
		0.0000 0.0000 -0.7653 0.0131 0.0000	
		0.0000 0.0000 0.0033 0.0620	
3. (1.99515)	BD (1) C	1- H 3	
(58.78%)	0.7667* C	1 s(34.03%)p 1.94(65.88%)d 0.00(0.10%)	
		0.0001 0.5830 -0.0203 0.0000 0.0000	
		0.7065 -0.0120 -0.3993 0.0031 0.0000	
		0.0000 -0.0256 -0.0172 -0.0051	
(41.22%)	0.6420* H	3 s(99.94%)p 0.00(0.06%)	
		0.9996 0.0132 0.0000 -0.0207 0.0112	

Hybridization Follows Bent's Rule

atomic s character tends to concentrate in orbitals that are directed toward electropositive groups

Description of Lone Pairs

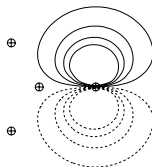
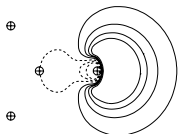
When No Covalent Interaction between Atoms can be Found, Lone Pairs are Created to Accomodate Electron Density on a Single Atoms.

7. (1.98872) LP (1) 0 2

```
s( 59.01%)p 0.69( 40.93%)d 0.00( 0.06%)  
-0.0004 0.7680 -0.0151 0.0000 0.0000  
0.0000 0.0000 0.6398 -0.0003 0.0000  
0.0000 0.0000 0.0030 -0.0248
```

8. (1.88435) LP (2) 0 2

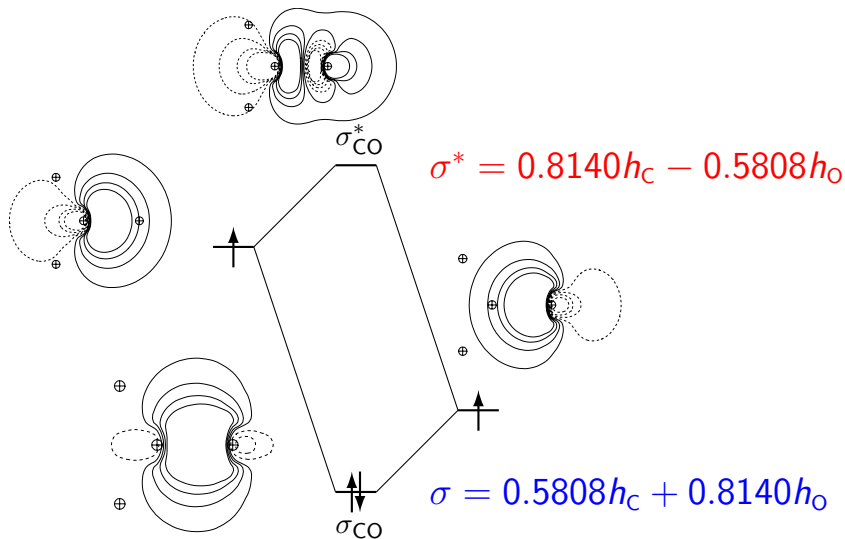
```
s( 0.00%)p 1.00( 99.81%)d 0.00( 0.19%)  
0.0000 0.0000 0.0000 0.0000 0.0000  
0.9990 0.0144 0.0000 0.0000 0.0000  
0.0000 -0.0431 0.0000 0.0000
```



Lone Pairs Do Not Follow VSEPR

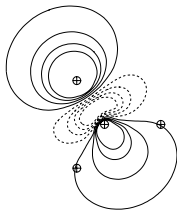
Description of AntiBond

The Overlap between two Hybrids to Create a Bonding Orbital Automatically Generates an Antibonding Orbital.

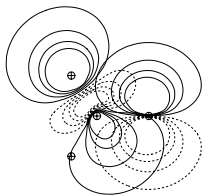


Hyperconjugation Interactions

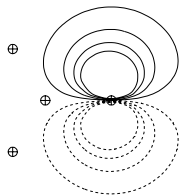
The Empty AntiBonds can Accept Electron Density from the Occupied Bonds : **Departure from Lewis Structure**



σ^*_{CH}

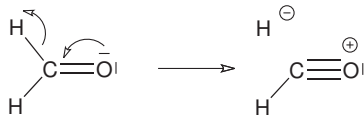


Overlap : 0.2126



LP_O

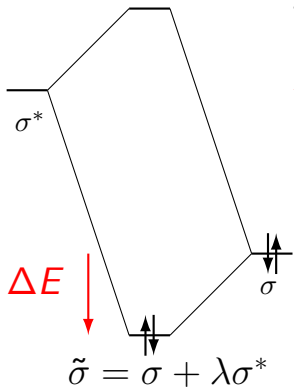
Resonance Forms :



How Stabilizing is this Resonance ?

Donor-Acceptor Interactions

The Departure from the Lewis Structure is Due to Donor-Acceptor Electron Transfers between Occupied and Vacant NBOs.



2nd Order Perturbation Theory

$$\Delta E = -2 \frac{\langle \sigma | \mathcal{F} | \sigma^* \rangle^2}{\epsilon_{\sigma^*} - \epsilon_{\sigma}}$$

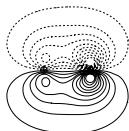
$$LP_0 \longrightarrow \sigma_{CH}^* = 20.1 \text{ kcal mol}^{-1}$$

The Perturbed NBO Gives Access to **Natural Localized Molecular Orbitals** which Are Occupied strictly by 2 Electrons

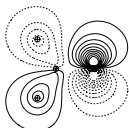
$$\tilde{LP}_0 = 0.9706LP_0 + 0.1631\sigma_{CH}^* - 0.1631\sigma'_{CH}$$

MO vs. NLMO

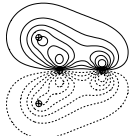
MO



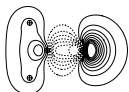
-11 eV



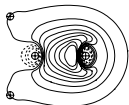
-7.3 eV



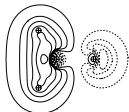
-13.5 eV



-12.3 eV

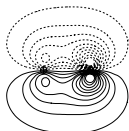


-29.0 eV

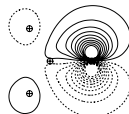


-17.4 eV

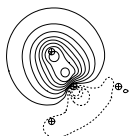
NLMO



-11 eV



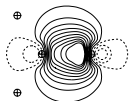
-8.7



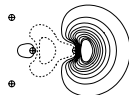
-15.5 eV



-15.5

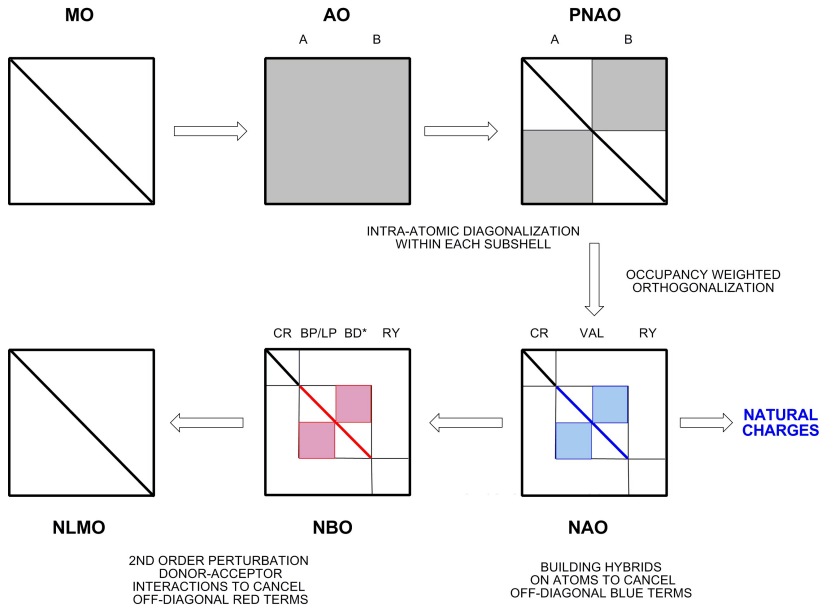


-29.7 eV

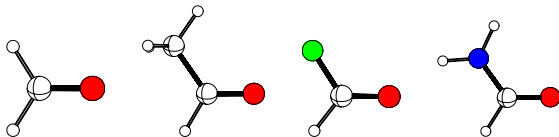


-19.8

NBO Procedure: Summary



Substituents and Natural Charges



Natural Charges

C	0.211	0.403	0.727	0.497
O	-0.492	-0.520	-0.526	-0.604
H	0.140	0.145	0.150	0.144
X	0.140	-0.028	-0.351	-0.037

Natural Electron Configuration

C	$s^{1.05}p^{2.71}$	$s^{0.94}p^{2.62}$	$s^{0.90}p^{2.33}$	$s^{0.87}p^{2.60}$
O	$s^{1.72}p^{4.76}$	$s^{1.72}p^{4.80}$	$s^{1.72}p^{4.79}$	$s^{1.71}p^{4.88}$

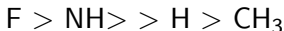
Is it Possible to Rationalize the Trends ?

Donor-Acceptor Interactions

The Magnitude of the Donor-Acceptor Interactions Depends on the Nature of the Substituent.

	$\text{LP}_\text{O} \longrightarrow \sigma_{\text{CH}}^*$	$\text{LP}_\text{O} \longrightarrow \sigma_{\text{CX}}^*$	$\text{LP}_\text{X} \longrightarrow \pi_{\text{C=O}}^*$
X = H	20.1	20.1	
X = CH ₃	21.6	19.6	5.0
X = F	17.9	45.1	33.8
X = NH ₂	21.1	24.4	62.6

Inductive Effect -I



Mesomeric Effect +M



Resonance Forms

Within NBO it is Possible to Determine the Relative Weights of the Different Resonance Forms.



94.2



2.9



2.9



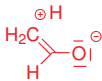
90.0



3.3



2.8



2.8



60.8



2.9



23.1



5.5



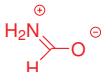
63.0



2.5



2.5



29.3

Consequences on Structure and Properties

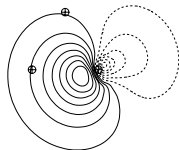
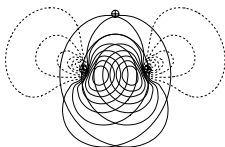
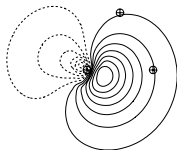
The Relative Weights of the Resonance Forms Allow to Explain the Values of the Structural Parameters and some Properties

	C-O	C-H	\angle H-C-O	$\nu(\text{CO})$
X = H	1.205	1.110	122.4	1862.8
X = CH ₃	1.209	1.115	114.8	1857.9
X = F	1.185	1.098	127.5	1930.5
X = NH ₂	1.215	1.109	112.0	1855.5

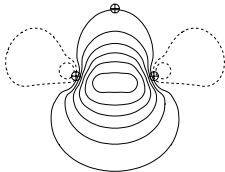
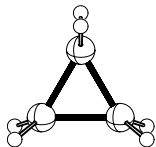
NBO can also be Used to Analyze Chemical Shielding Tensor and NMR Coupling Constants

Bent Bonds in Cyclopropane

Expression of Natural Hybrid allows to Determine Orientation with Respect to Line Centers



Angle : 23.4°

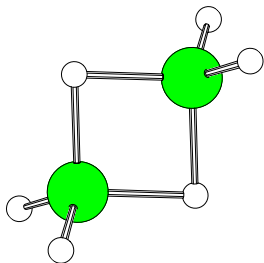
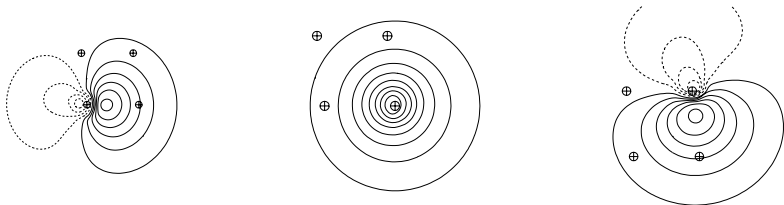


**Deviation from
Linearity Relates
to Strain**

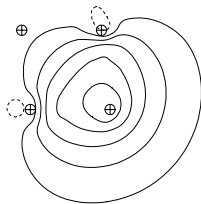
3 Centers 2 Electrons Bond

For B_2H_6 NBO Analysis Leaves 14.5% of the Density as Non-Lewis

Need to Consider Simultaneously Hybrids on 3 Atoms



$$\tau = 0.53h_b + 0.65h_h + 0.53h'_b$$



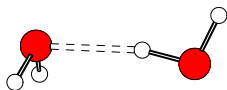
Analysis of Molecules in Interaction

For Adducts between Molecules, NBO Offers an Interpretation of the Interaction Energy

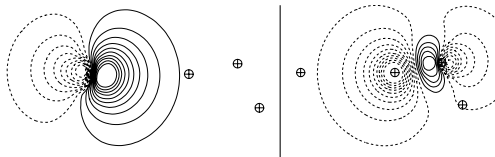
Water Dimer



$$\Delta E_{pert} = 13.2 \text{ kcal mol}^{-1}$$



$$\Delta E = -7 \text{ kcal mol}^{-1}$$



Description of Hydrogen Bond as a Charge Transfer Interaction

What About Transition Metal Complexes ?

The Lewis **Octet** Rule Becomes a **Dodectet** Rule for Transition Metal Complexes.

$$|G_M - 6| + nV_L + e_u = 6$$

G_M : Group Number of the Metal

n : Stoichiometric ML_n Formula Ratio

V_L : Valency of the Ligand

e_u : Number of Unpaired Electron

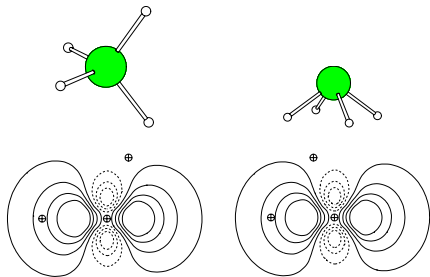
	3	4	5	6	8	9	10
chlorides	ScCl ₃	TiCl ₅	NbCl ₅	WCl ₅	RuCl ₃	RhCl ₃	PdCl ₂
oxides	Sc ₂ O ₃	TiO ₂	Nb ₂ O ₅	WO ₃	RuO ₂	Rh ₂ O ₃	PdO
alkyls		ZrMe ₄	NbMe ₅	WMe ₆	Ru(Mes) ₄	Rh(Mes) ₃	

sd Hybridization

Geometry Dictated by Hybridization between s and d Orbitals

	α_{acute}	α_{obtuse}
sd^2	90.0	90.0
sd^3	70.53	109.47
sd^4	65.91	114.09
sd^5	63.43	116.57
sd^{10}	58.91	121.09
d	54.74	125.26

Two Geometries for OsH_4



$$\Delta E = 1.7 \text{ kcal mol}^{-1}$$

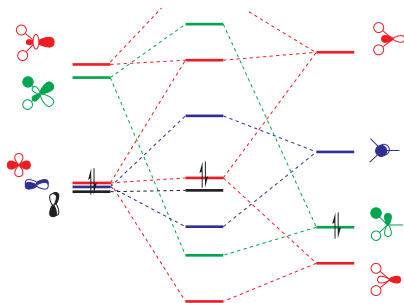
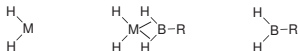
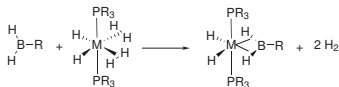
Angle Lower than 90° !

For Trans Ligand : 3 centers 4 electrons Bond !

Coordination of σ -Bond

Boranes are Important Reagents in H_2 Storage and Catalysis

What are the Factors Leading to Stable Adducts ?



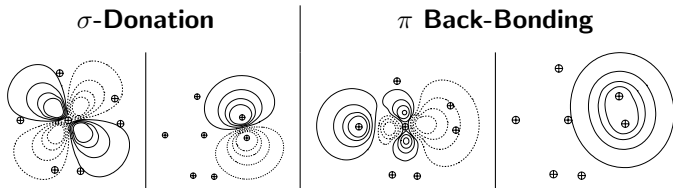
Competition Between
Coordination of 2 $\sigma(\text{H-H})$
and 2 $\sigma(\text{B-H})$ Bonds.

	Me	Ph	NMe ₂
Ru	-5.8	-4.0	7.9
Rh ⁺	-8.4	-10.3	-6.2
Ir ⁺	-10.2	-11.2	-5.3

**Vacant Orbital on Boron
Crucial for Back-Bonding**

Coordination of H-H

The Coordination of H₂ is Described as Resulting from a Balance between σ -Donation and π Back-Bonding.

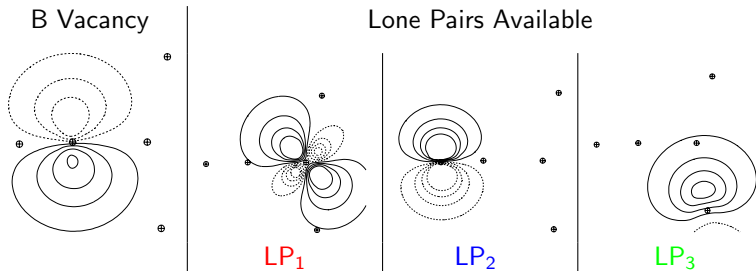


	$\sigma(\text{H}_2) \rightarrow \sigma^*(\text{MH})$	occ.	$\text{LP}(\text{M}) \rightarrow \sigma^*(\text{H}_2)$	occ
M = Ru	150	1.717	24	0.117
M = Rh ⁺	92	1.794	11	0.054
M = Ir ⁺	205	1.733	19	0.082

Back-Donation to H₂ From Same d Orbital on M

Coordination of H_2BNMe_2

The π -Acidity at Boron offers an Alternative for π Back-Bonding.

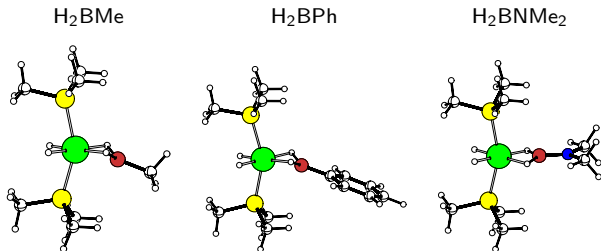


	$\sigma(\text{BH}) \rightarrow \sigma^*(\text{MH})$	occ	$\text{LP}(\text{M}) \rightarrow \sigma^*(\text{BH})$	occ	$\text{LP} \rightarrow \text{LP}^*(\text{B})$	occ
$\text{M} = \text{Ru}$	140	1.757	21	0.046	10/81/17	0.518
$\text{M} = \text{Rh}^+$	82	1.827	2	0.017	12/108/11	0.494
$\text{M} = \text{Ir}^+$	247	1.766	4	0.034	/107/	0.528

Cationic Fragments are More Electrophilic

Consequences on Geometry

The Competition Between the Charge Transfer Dictates the Final Structure.



Ru-B	1.933	1.942	1.969
Rh-B	2.032	2.061	2.118
Ir-B	1.990	2.011	2.056

